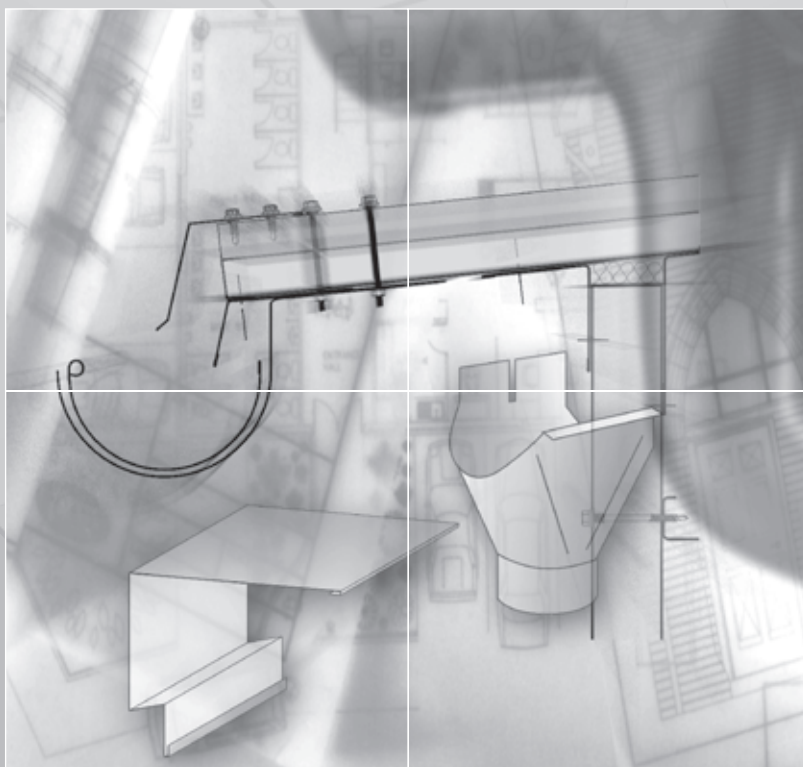
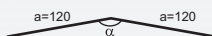
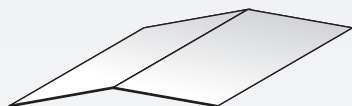


## KLAMPIARSKÉ VÝROBKY

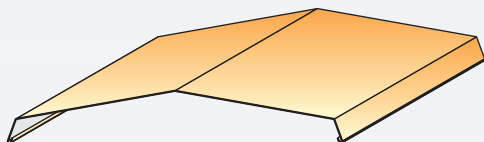


**K01**



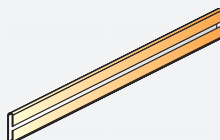
R.Š. 240 mm  
 $\alpha = 180^\circ - 2 \times \text{spád strechy}$   
 / min.  $5\% = 2,25^\circ$  /  
 Rozmer (a) prípadne upraviť  
 podľa vzdialenosti vrcholových  
 väzníc.

**K46**



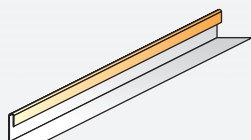
R.Š. = 570mm

**K03**



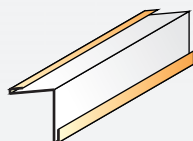
R.Š. = 60 mm

**K04**



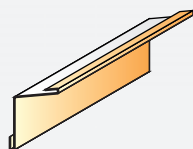
R.Š. = 75 mm

**K05**



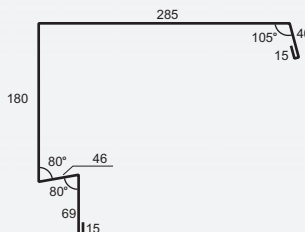
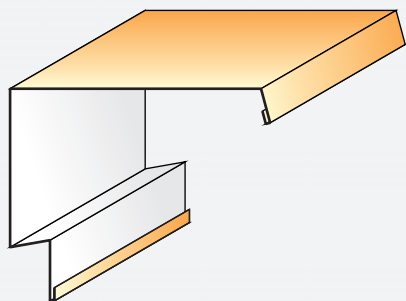
R.Š. 140 mm  
 $\alpha = 90^\circ - \text{spád strechy}$   
 / min.  $5\% = 2,25^\circ$  /

**K06**



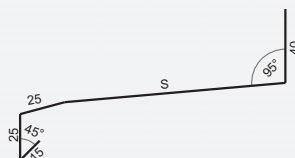
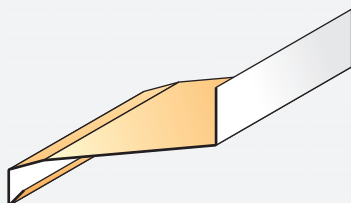
R.Š. 140 mm  
 $\alpha = 90^\circ + \text{spád strechy}$   
 / min.  $5\% = 2,25^\circ$  /

**K07**



R.Š. 650 mm

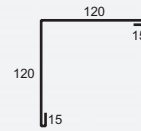
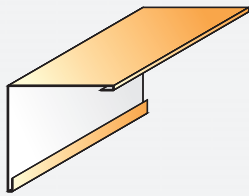
**K08**



R.Š. S + 105 mm

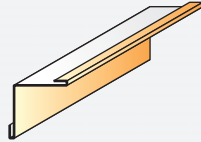
/ R.Š. = rozvinutá šírka /  
 / neoznačené uhly =  $90^\circ$  /  
 / S = hrúbka panelu /

**K09**



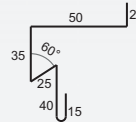
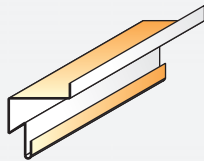
R.Š. 270 mm

**K10**



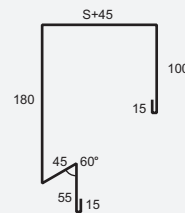
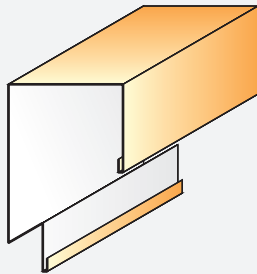
R.Š. 150 mm

**K11**



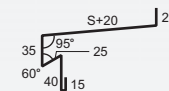
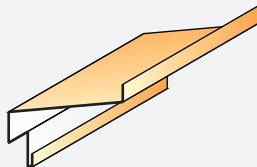
R.Š. = 185 mm

**K12**



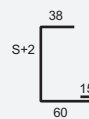
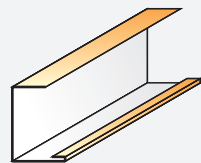
R.Š. S + 455 mm

**K13**



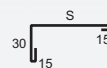
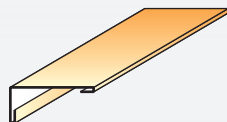
R.Š. S + 155 mm

**K14**



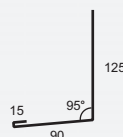
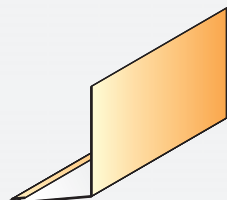
R.Š. S + 115 mm

**K15**



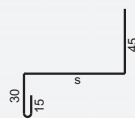
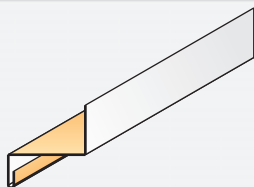
R.Š. S + 60 mm

**K16**



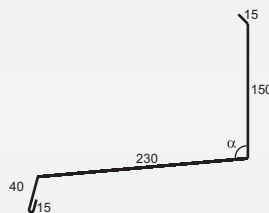
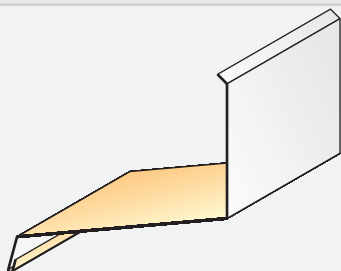
R.Š. 230 mm

**K17**



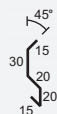
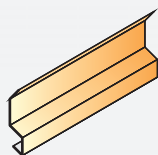
R.Š. =  $S + 90$  mm

**K18**



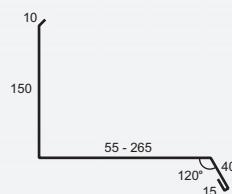
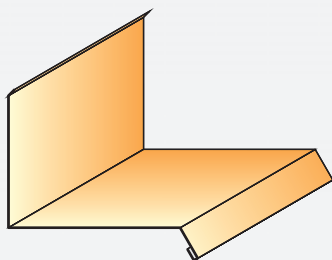
R.Š. 450 mm  
 $\alpha = 90^\circ + \text{spád střechy}$   
 / min. 5% = 2,25° /

**K19**



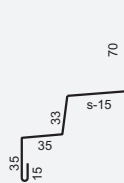
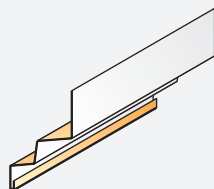
R.Š. 100 mm

**K20**



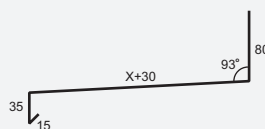
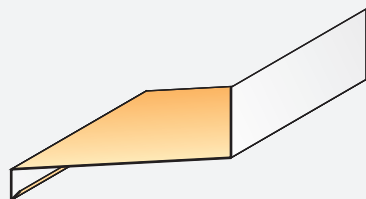
R.Š. 270 - 380 mm

**K21**



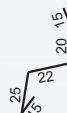
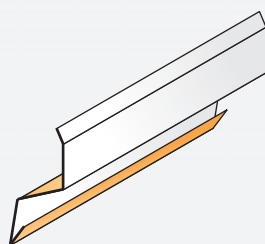
R.Š. =  $S + 173$  mm

**K22**



R.Š. 185 + X mm  
 X treba určit podľa  
 hrúbky múrika


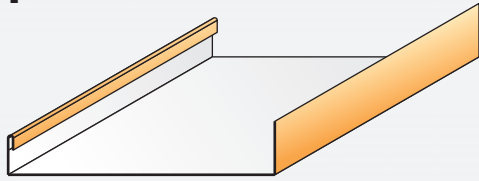
**K23**



R.Š. 97 mm

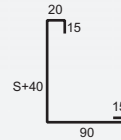
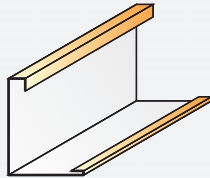
/ R.Š. = rozvinutá šírka /  
 / neoznačené uhly = 90° /  
 / S = hrúbka panelu /

**K24**



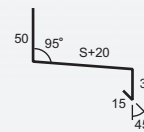
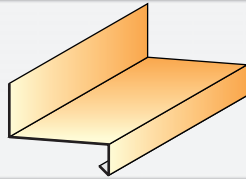
R.Š. = s+s. ocelového stípa + 110 mm

**K25**



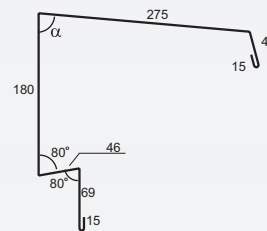
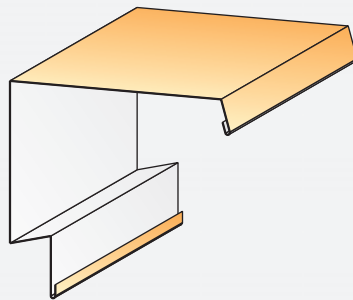
R.Š. S+180 mm

**K26**



R.Š. S+120 mm

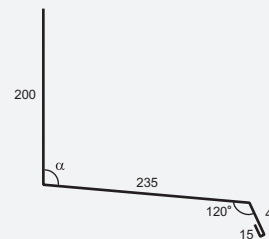
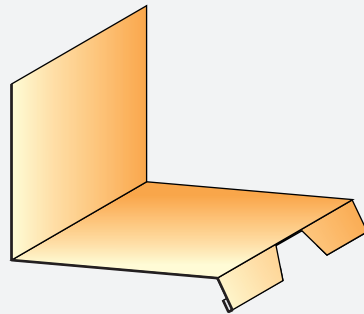
**K27**



R.Š. 640 mm

$\alpha = 90^\circ$  - spád střechy / min. 5% = 2,25°/

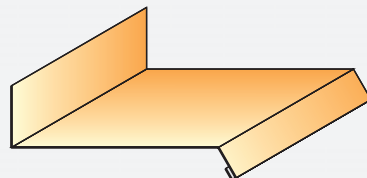
**K28**



R.Š. 490 mm

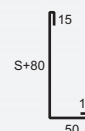
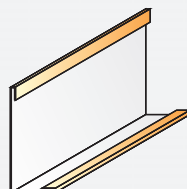
$\alpha = 90^\circ$  + spád střechy / min. 5% = 2,25°/

**K29**



R.Š. 245 - 465 mm


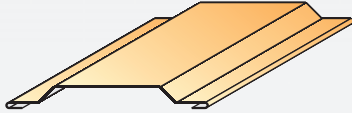
**K30**



R.Š. S+160 mm

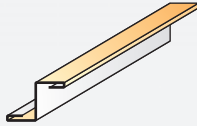
/ R.Š. = rozvinutá šířka /  
/ neoznačené uhly = 90° /  
/ S = hrúbka panelu /

**K31**



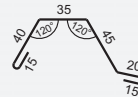
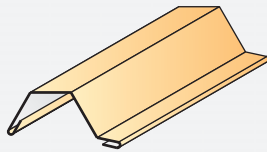
R.Š. 240 mm

**K32**



R.Š. 130 mm

**K33**




R.Š. 170 mm

**K34**

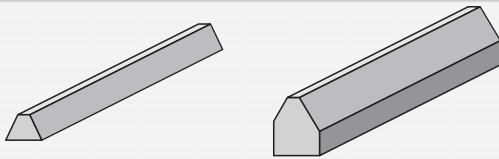
tesnenie do vlny panelu

**K35**



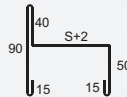
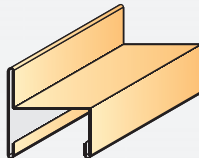
tesnenie do vlny presvetľovacieho panelu  
- viac vlnového

**K36**



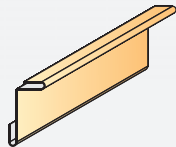
tesnenie do mäkkej vlny panelu - podľa  
typu presvetľovacieho panelu

**K37**



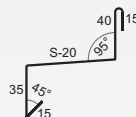
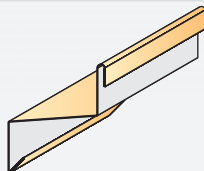
R.Š.=S+212mm

**K38**



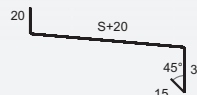
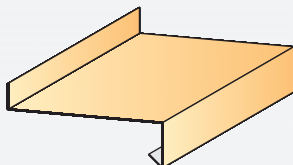
R.Š.=90mm

**K39**



R.Š.=S+85mm

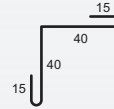
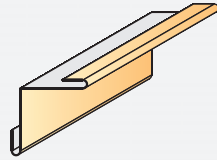
**K40**



R.Š.=S+90mm

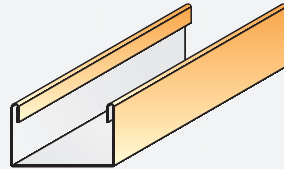
/ R.Š. = rozvinutá šírka /  
/ neoznačené uhly = 90° /  
/ S = hrúbka panelu /

**K41**



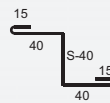
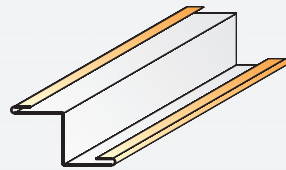
R.Š. = 110 mm

**K42**



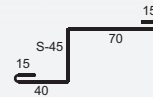
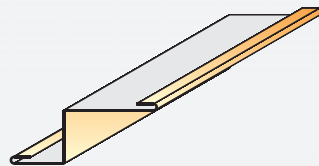
R.Š. = S+112mm

**K43**



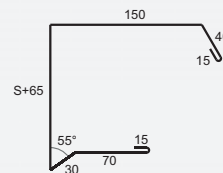
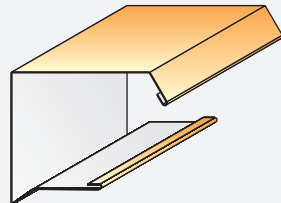
R.Š. = S+70mm

**K44**



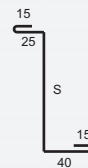
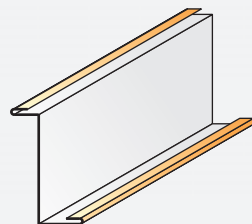
R.Š. = S+95mm

**K45**



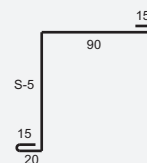
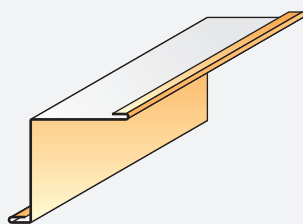
R.Š. = S+385mm

**K46**

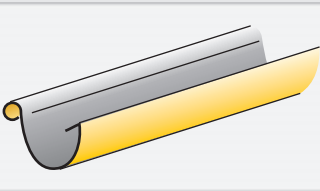
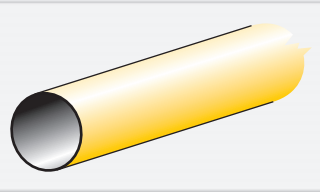


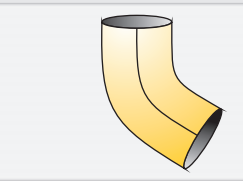
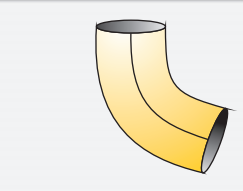
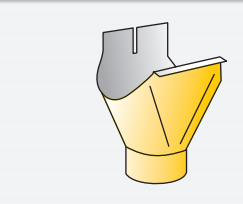
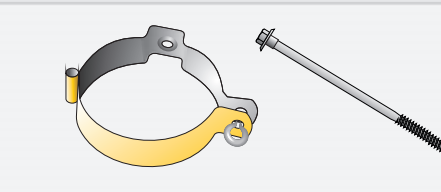
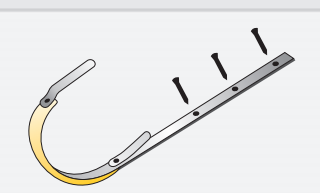


R.Š. = S+95mm

**K47**



R.Š. = S+135mm

<b>KV01</b>		žľab polkruhový pododkvapový
<b>KV02</b>		zvodové rúry kruhové
<b>KV03</b>		žľabové čelo profilované
<b>KV04</b>		kotlík priamy
<b>KV05</b>		koleno 72° štandard
<b>KV06</b>		koleno 85°
<b>KV07</b>		kotlík oválny tvar štandard
<b>KV08</b>		objímka zvodu
<b>KV09</b>		žľabový hák

Všetky klampiarske výrobky K01 až K34 sa dodávajú v dĺžkach od 1 do 6 m podľa uvedenej predlohy. V prípade atypických klampiarskych výrobkov (zmena rozmeru, tvaru atď.), ktoré predloha neobsahuje, je potrebné dodať vlastný náčrt.